
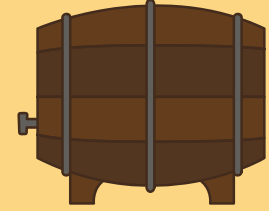


The German Payment Landscape



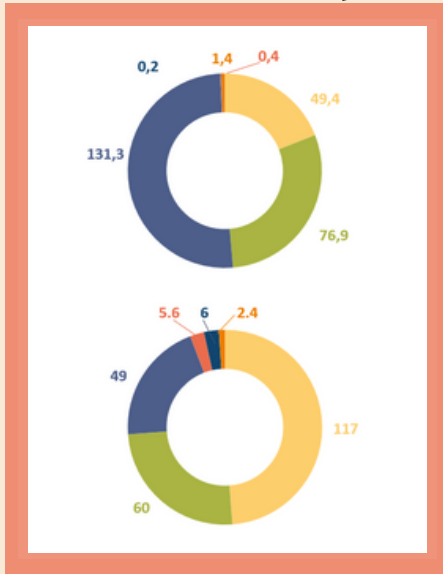
at a glance



Number of cashless transactions per capita/per year


Total: 259,9





Total: 240



Card Payments
Credit Transfers
Direct Debits
E-Money
Cheques
Other



Did you know?

-  With the population of **82.5 million**, Germany has the biggest GDP (**€ 3,144 Billion -2016**) in Europe.
-  Germany has the largest number in Europe of Institutions offering payment services to non-MFIs (Monetary and Financial Institutions (**1,756**)).
-  In the year 2016, Germany's total number of payment transactions increased by **8.1%**.
-  The most important payment services in Germany are: Direct Debits, around **50%** and Credit transfers, about **30%**.
-  The average amount of cash (**€ 103**) in the wallet that Germans carry is significantly bigger than in other Eurozone countries (**€ 65**).



Distribution of cashless payments

